


Airborne Solar Induced Chlorophyll Fluorescence to Characterize Arctic Boreal Zone Phenology and Productivity

Darren Drewry, Christian Frankenberg, David Schimel,
Nicholas Parazoo

SYNDONIA BRET-HARTE, Eugenie Euskirchen,
Adrian Rocha, CHARLES MILLER

Ryan Pavlick



- **Objective 1**: Acquire CFIS data in ABoVE domain in summer 2017
 - Acquire data over systems with contrasting productivity
 - Maximize spatial coincidence with other optical sensors and radars
 - Sample active flux towers in the region
- **Objective 2**: Analyze CFIS SIF Level 2 retrievals to characterize gradients in ecophysiological activity as functions of variation in:
 - Canopy chemistry, photosynthetic capacity, chlorophyll & water contents (AVIRIS-NG)
 - Plant functional type
 - Canopy / Ecosystem Structure (LVIS)
 - Disturbance history
 - Subsurface hydrology
- **Objective 3**: Demonstrate the utility of high resolution SIF data to constrain simulated GPP estimates over flight transects.
 - Integrate SIF biochemistry into the Community Land Model (CLM)
 - Utilize relationships between SIF and GPP to constrain biochemical parameters, applying a SIF constraint on simulated GPP estimation.

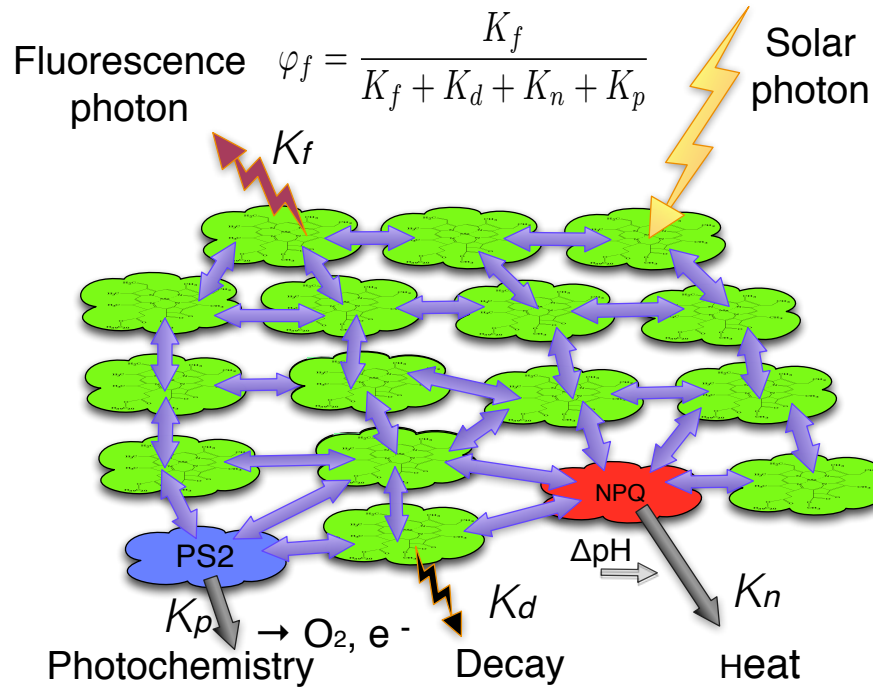
- **Objective 1**: Acquire CFIS data in ABoVE domain in summer 2017
 - Acquire data over systems with contrasting productivity
 - Maximize spatial coincidence with other optical sensors and radars
 - Sample active flux towers in the region
- **Objective 2**: Analyze CFIS SIF Level 2 retrievals to characterize gradients in ecophysiological activity as functions of variation in:
 - Canopy chemistry, photosynthetic capacity, chlorophyll & water contents (AVIRIS-NG)
 - Plant functional type
 - Canopy / Ecosystem Structure (LVIS)
 - Disturbance history
 - Subsurface hydrology
- **Objective 3**: Demonstrate the utility of high resolution SIF data to constrain simulated GPP estimates over flight transects.
 - Integrate SIF biochemistry into the Community Land Model (CLM)
 - Utilize relationships between SIF and GPP to constrain biochemical parameters, applying a SIF constraint on simulated GPP estimation.

CFIS Overview

- Chlorophyll Fluorescence Imaging Spectrometer (CFIS), optimized for retrieving SIF
 - Pushbroom grating spectrometer
 - 11 degrees FOV
 - Spectral Range: 737 – 772 nm
 - ~2K spectral bands; ~2K spatial bands
 - High Spectral Resolution
 - $<0.01\text{nm}$ FWHM; sampling $\sim 0.017\text{ nm/pixel}$
 - Signal-to-Noise Ratios exceeding 500
- Built for OCO-2 SIF validation
- Initial flight campaigns (engineering and science) in 2015, 2016



What is Solar Induced Fluorescence (SIF)?



- Solar Induced chlorophyll Fluorescence (SIF) is a direct by-product of photosynthesis
- SIF provides a unique dynamic proxy for gross primary production GPP
- SIF is only ~1-2% of continuum radiance

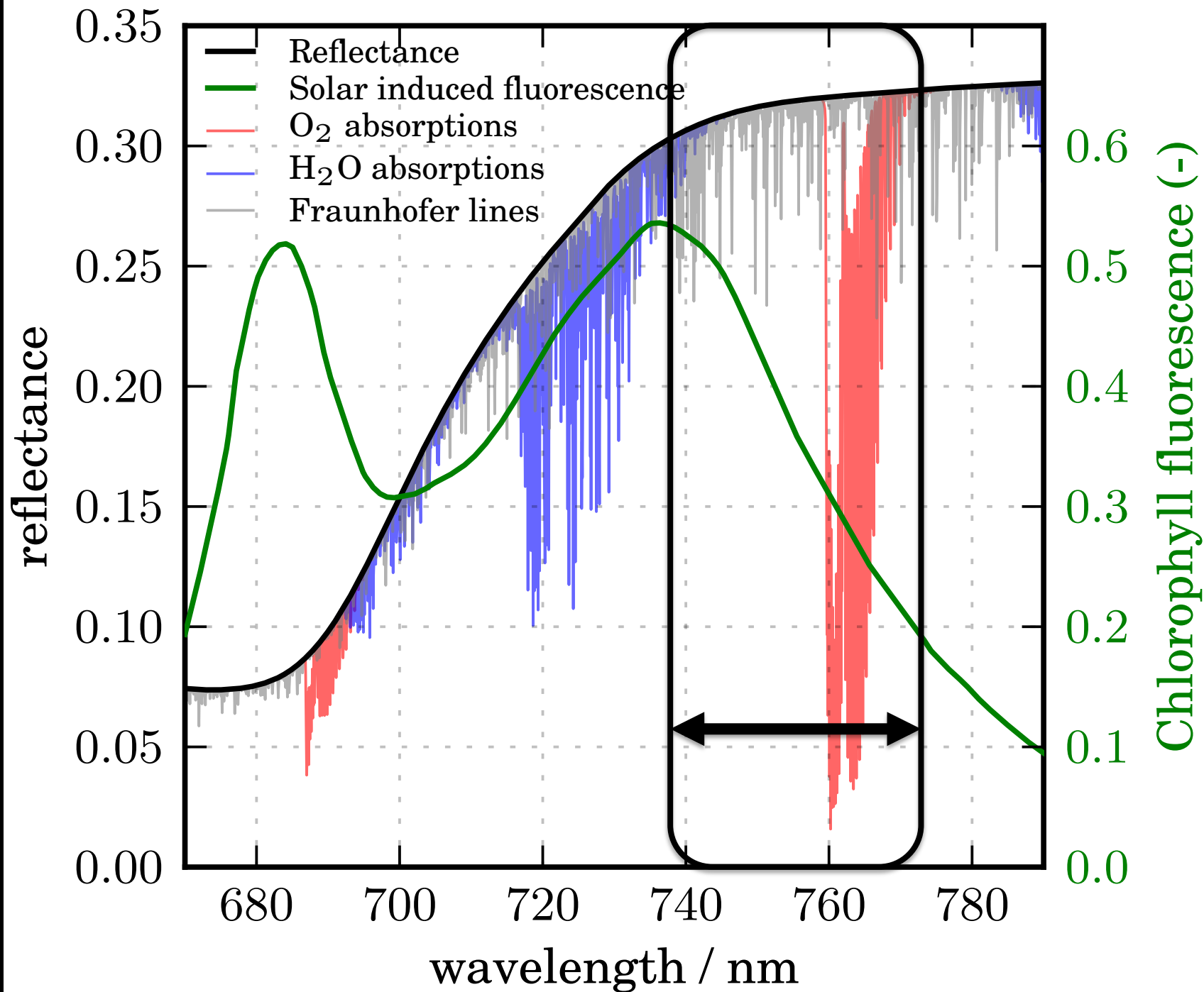
Retrieval approaches use filling-in of Fraunhofer lines (solar absorption features)

- High spectral resolution allows SIF retrievals not affected by atmospheric interference (Frankenberg et al, 2011; Joiner et al, 2011)

$$GPP = PAR \cdot fPAR \cdot \varphi_p$$

$$SIF = PAR \cdot fPAR \cdot \varphi_f$$

$$GPP = SIF \cdot \varphi_p / \varphi_f$$





Barrow

Deadhorse

Inuvik

Fairbanks

Yellowknife

Piranha RGB NIR radiance SIF (raw) RedEdge Ratio

